

Icon 12 G4 DIC

WITH BATTERY SIZE 10



PRODUCT FEATURES

Custom-made DIC ITE
Components as small as possible
Receiver with dual-chamber technology

BASIC FEATURES

Battery compartment as on/off switch with loss protection
Level-dependent signal tones/melodies (activate/deactivate) for low battery voltage
Audiomatic power-on delay (P) (activate/deactivate)
Wax guard HF 4 Black
Carbon removal line

OPTIONS



Remote control Smart Key
Smart Remote App
Microphone filter Microsafe

PROGRAMMING CABLES

Programming cable, right	Art.-No. 105 40 984
Programming cable, left	Art.-No. 105 40 985

TECHNICAL FEATURES

32 signal processing channels / 16 frequency channels
16 AGC channels / 16 MPO channels
1-6 hearing programs

➤ MusicSelect

Data Logging

SIGNAL PROCESSING

Anti-Feedback system

Noise Manager

➤ Adaptive noise reduction

➤ Wiener filter

➤ Impulse suppressor

➤ Auto-situation adaption

Frequency and dynamics concept

➤ TRC S

➤ Selective frequency compression

➤ HiFi functionality

Programmable Tinnitus function

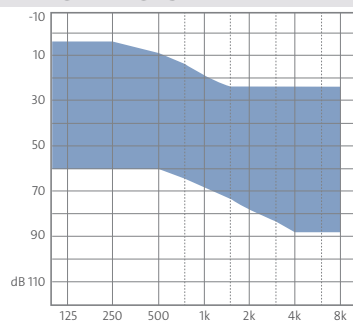
AUTOMATIC FUNCTIONS

Comfort365

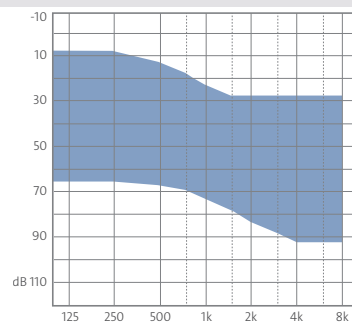
Intelligent Acclimatic

Comformatic

FITTING RANGES



Fitting range 40 dB



Fitting range 50 dB

P = Patent

For more information about features please check out our website www.audioservice.com

Icon 12 G4 DIC

Gain 40 dB

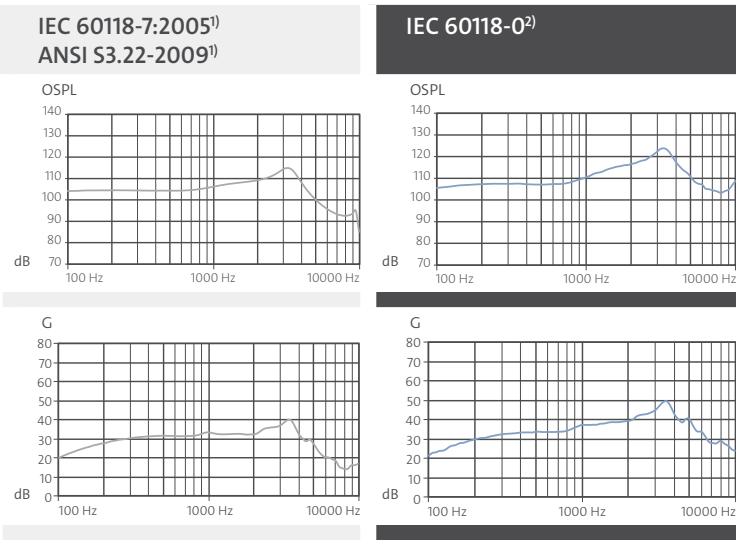


MAXIMUM OUTPUT

Input: 90 dB

MAXIMUM GAIN

Input: 50 dB



TECHNICAL INFORMATION

MAXIMUM OUTPUT		
Peak value at 90 dB	115 dB	123 dB
1,600 Hz (RTF)	108 dB	115 dB
HFA (High Frequency Average)	109 dB	111 dB

FULL ON GAIN		
Peak value at 50 dB	40 dB	50 dB
1,600 Hz (RTF)	32 dB	39 dB
HFA (High Frequency Average)	33 dB	37 dB
Reference test gain	32 dB	32 dB

TECHNICAL FEATURES		
Battery type	10	10
Battery life in hours	90	90
Frequency range	100 – 10,000 Hz	100 – 10,000 Hz
Battery current consumption	0.70 mA	0.70 mA
Equivalent noise level	24 dB	23 dB
Tinnitus noiser broadband	79 dB	
Distortion		
500 Hz	1%	1%
800 Hz	2%	2%
1,600 Hz	1%	2%

¹⁾ Technical data measured in accordance with IEC 60118-7:2005 and ANSI S3.22-2009 at 2 ccm coupler

²⁾ Technical data measured in accordance with IEC 60118-0 at ear simulator



WARNING

Small parts present a choking hazard.
This device is not suitable for fitting to babies, small children or mentally disabled persons.

Icon 12 G4 DIC

Gain 50 dB



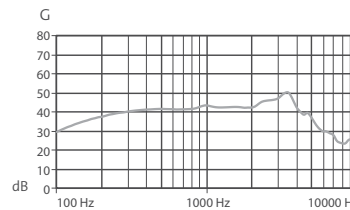
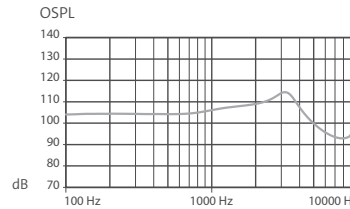
MAXIMUM OUTPUT

Input: 90 dB

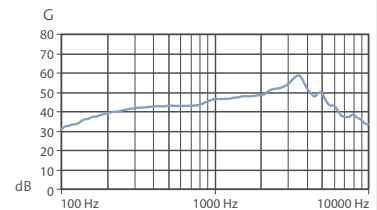
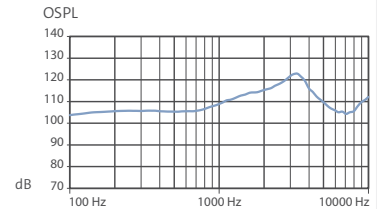
MAXIMUM GAIN

Input: 50 dB

IEC 60118-7:2005¹⁾
ANSI S3.22-2009¹⁾



IEC 60118-0²⁾



TECHNICAL INFORMATION

MAXIMUM OUTPUT

Peak value at 90 dB	115 dB	125 dB
1,600 Hz (RTF)	108 dB	115 dB
HFA (High Frequency Average)	109 dB	111 dB

FULL ON GAIN

Peak value at 50 dB	50 dB	60 dB
1,600 Hz (RTF)	42 dB	49 dB
HFA (High Frequency Average)	43 dB	37 dB
Reference test gain	42 dB	42 dB

TECHNICAL FEATURES

Battery type	10	10
Battery life in hours	79	79
Frequency range	100 – 10,000 Hz	100 – 10,000 Hz
Battery current consumption	0.80 mA	0.80 mA
Equivalent noise level	24 dB	23 dB
Tinnitus noiser broadband	70 dB	
Distortion		
500 Hz	1%	1%
800 Hz	2%	2%
1,600 Hz	1%	2%

¹⁾ Technical data measured in accordance with IEC 60118-7:2005 and ANSI S3.22-2009 at 2 ccm coupler

²⁾ Technical data measured in accordance with IEC 60118-0 at ear simulator



WARNING

Small parts present a choking hazard.

This device is not suitable for fitting to babies, small children or mentally disabled persons.

For control ranges and more programming features see Hearing Instrument Simulation of Connexx 8.2 and AudioFit 8.2 or higher.

AS AUDIO-SERVICE GmbH · Alter Postweg 190 · 32584 Löhne · Germany
info@audioservice.com · www.audioservice.com

Icon 12 G4 Mini-CIC

WITH BATTERY SIZE 10



 **Audio Service**

PRODUCT FEATURES

Custom-made Mini-CIC
Components as small as possible
Receiver with dual-chamber technology

BASIC FEATURES

Battery compartment as on/off switch with loss protection
Situation push button for program change (integrated in battery compartment lid)
Level-dependent signal tones/melodies (activate/deactivate) for low battery voltage, program change, volume control, on/off function
Audiomatic power-on delay (P) (activate/deactivate)
Wax guard HF 4 Black
Carbon removal line

OPTIONS



Audiostreamer Smart Connect
Remote control Smart Remote
Remote control Smart Key
Smart Connect App
Smart Remote App
Microphone filter Microsafe

PROGRAMMING CABLES

Programming cable, right	Art.-No. 105 40 984
Programming cable, left	Art.-No. 105 40 985

TECHNICAL FEATURES

32 signal processing channels / 16 frequency channels
16 AGC channels / 16 MPO channels
6 hearing programs

➤ MusicSelect

Data Logging

Wireless optional

➤ AudioLink

➤ Binaural synchronization

➤ Wireless audio streaming

SIGNAL PROCESSING

Anti-Feedback system

Noise Manager

➤ Adaptive noise reduction

➤ Wiener filter

➤ Impulse suppressor

➤ Auto-situation adaption

Frequency and dynamics concept

➤ TRC S

➤ Selective frequency compression

➤ HiFi functionality

➤ Sound Upgrade (in wireless audio streaming mode)

Programmable Tinnitus function

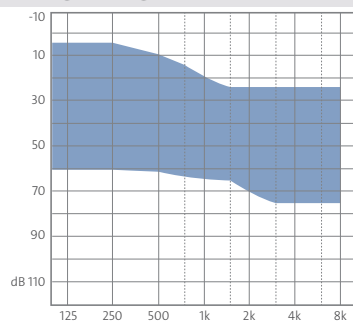
AUTOMATIC FUNCTIONS

Comfort365

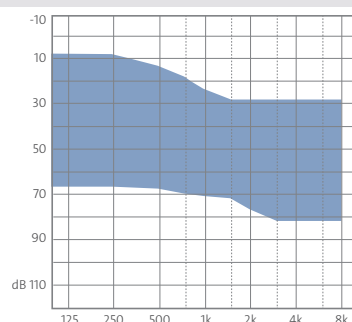
Intelligent Acclimatic

Comformatic

FITTING RANGE



Fitting range 40 dB



Fitting range 50 dB

P = Patent

For more information about features please check out our website www.audioservice.com

Icon 12 G4 Mini-CIC

Gain 40 dB



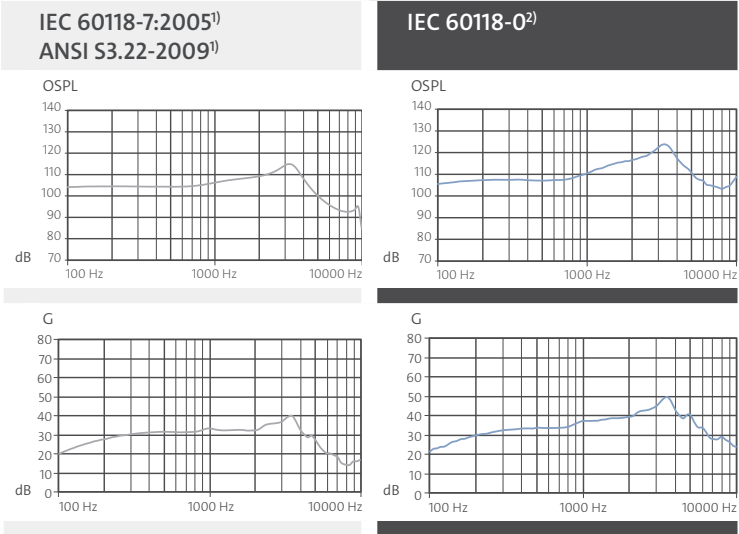
 **Audio Service**

MAXIMUM OUTPUT

Input: 90 dB

MAXIMUM GAIN

Input: 50 dB



TECHNICAL INFORMATION

MAXIMUM OUTPUT

Peak value at 90 dB	115 dB	125 dB
1,600 Hz (RTF)	108 dB	115 dB
HFA (High Frequency Average)	109 dB	111 dB

FULL ON GAIN

Peak value at 50 dB	40 dB	50 dB
1,600 Hz (RTF)	32 dB	39 dB
HFA (High Frequency Average)	33 dB	37 dB
Reference test gain	32 dB	32 dB

TECHNICAL FEATURES

Battery type	10	10
Battery life in hours	90	90
Frequency range	100 – 10,000 Hz	100 – 10,000 Hz
Battery current consumption	0.70 mA	0.70 mA
Equivalent noise level	24 dB	23 dB
Tinnitus noiser broadband	79 dB	
Distortion		
500 Hz	1%	1%
800 Hz	2%	2%
1,600 Hz	1%	2%

¹⁾ Technical data measured in accordance with IEC 60118-7:2005 and ANSI S3.22-2009 at 2 ccm coupler

²⁾ Technical data measured in accordance with IEC 60118-0 at ear simulator



WARNING

Small parts present a choking hazard.
This device is not suitable for fitting to babies, small children or mentally disabled persons.

Icon 12 G4 Mini-CIC

Gain 50 dB



 **Audio Service**

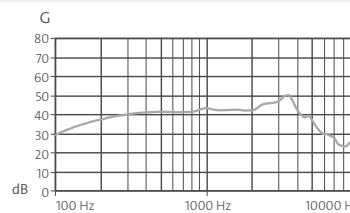
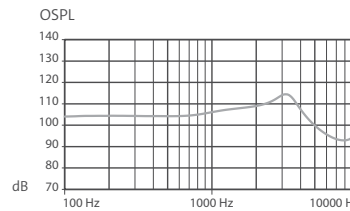
MAXIMUM OUTPUT

Input: 90 dB

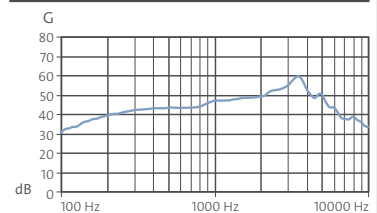
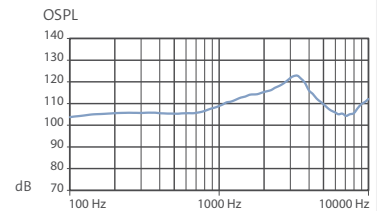
MAXIMUM GAIN

Input: 50 dB

IEC 60118-7:2005¹⁾
ANSI S3.22-2009¹⁾



IEC 60118-0²⁾



TECHNICAL INFORMATION

MAXIMUM OUTPUT

Peak value at 90 dB	115 dB	123 dB
1,600 Hz (RTF)	108 dB	115 dB
HFA (High Frequency Average)	109 dB	111 dB

FULL ON GAIN

Peak value at 50 dB	50 dB	60 dB
1,600 Hz (RTF)	42 dB	49 dB
HFA (High Frequency Average)	43 dB	37 dB
Reference test gain	42 dB	42 dB

TECHNICAL FEATURES

Battery type	10	10
Battery life in hours	79	79
Frequency range	100 – 10,000 Hz	100 – 10,000 Hz
Battery current consumption	0.80 mA	0.80 mA
Equivalent noise level	24 dB	23 dB
Tinnitus noiser broadband	70 dB	
Distortion		
500 Hz	1%	1%
800 Hz	2%	2%
1,600 Hz	1%	2%

¹⁾ Technical data measured in accordance with IEC 60118-7:2005 and ANSI S3.22-2009 at 2 ccm coupler

²⁾ Technical data measured in accordance with IEC 60118-0 at ear simulator



WARNING

Small parts present a choking hazard.

This device is not suitable for fitting to babies, small children or mentally disabled persons.

For control ranges and more programming features see Hearing Instrument Simulation of Connexx 8.2 and AudioFit 8.2 or higher.

AS AUDIO-SERVICE GmbH · Alter Postweg 190 · 32584 Löhne · Germany
info@audioservice.com · www.audioservice.com